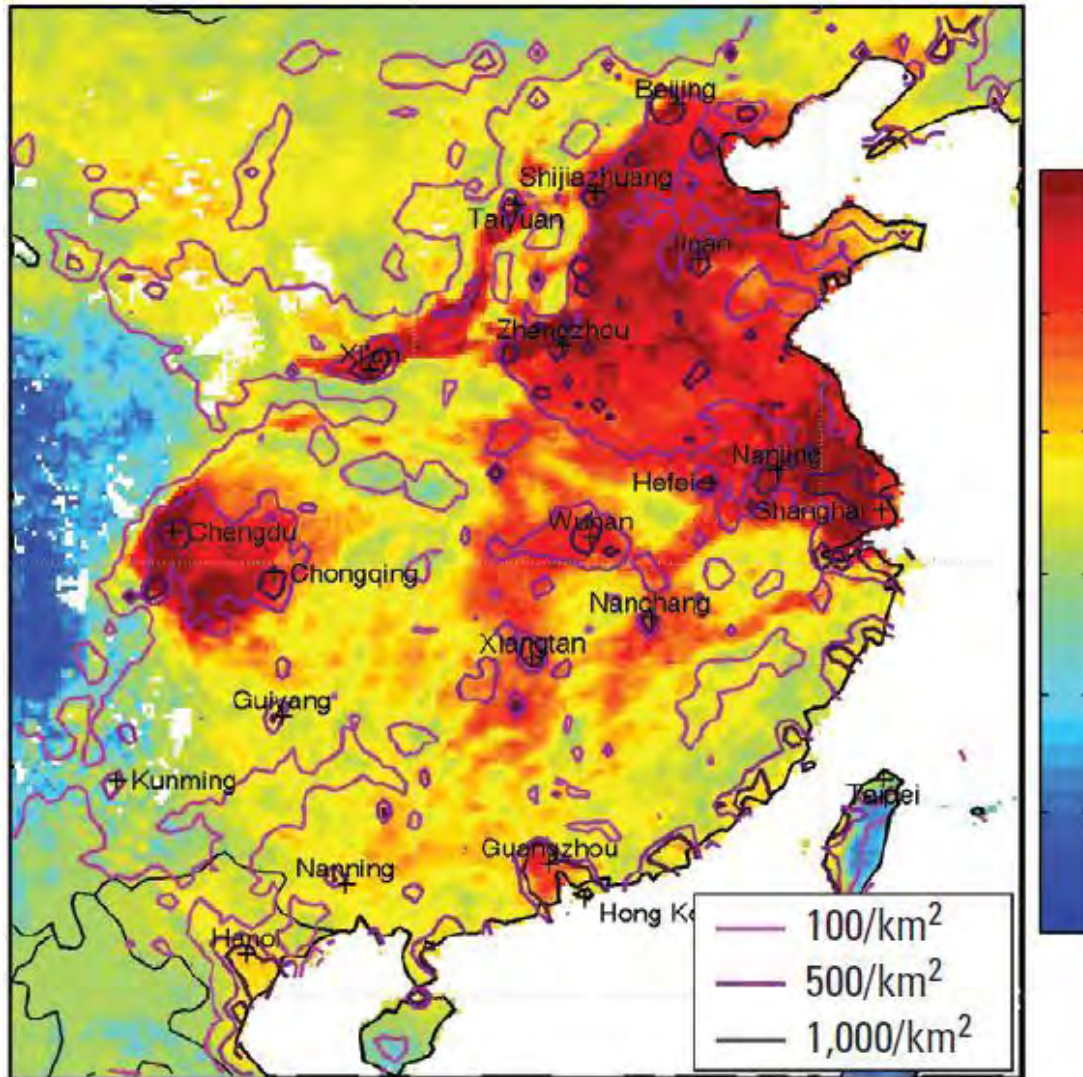


Transparency and Green Choice

Wang Jingjing 2013. 04.30

The Growth Pain





20111202 周五

10:24

北京环保局朝阳区农展馆监测子站数据：
空气污染指数 49；首要污染物 可吸入颗粒物；级别 II；空气质量状况 良

20111203 周六

10:20

北京环保局朝阳区农展馆监测子站数据：
空气污染指数 96；首要污染物 可吸入颗粒物；级别 II；空气质量状况 良



20111204 周日

09:56

北京环保局朝阳区农展馆监测子站数据：
空气污染指数 71；首要污染物 可吸入颗粒物；级别 II；空气质量状况 良

20111205 周一

09:48

北京环保局朝阳区农展馆监测子站数据：
尚未公布



Extensive water pollution



dead pigs



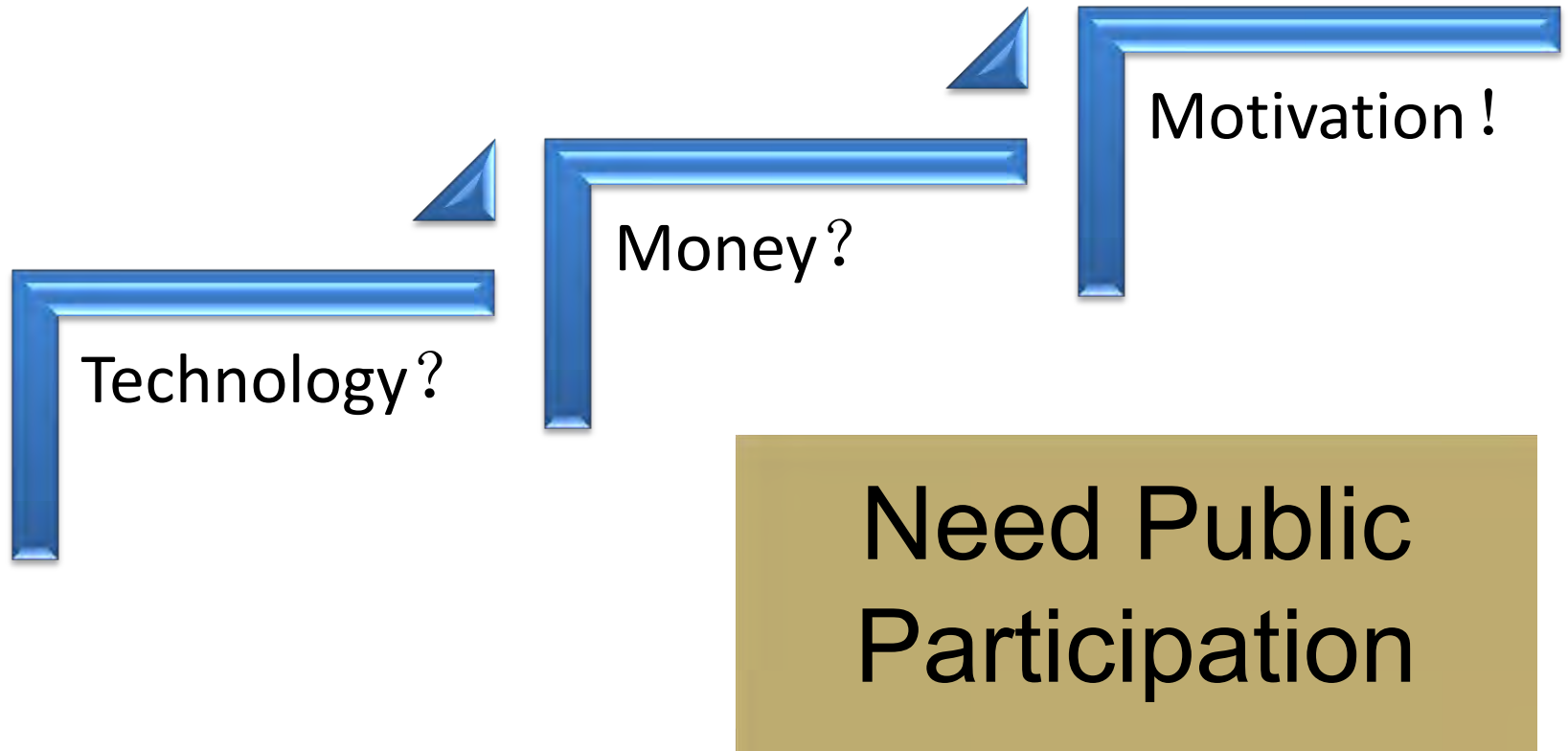
WALT DISNEY
LIFE OF PIG
— WEDNESDAY 11 —







Real Barriers



公众参与——为清除污染寻找终极动力

PUBLIC PARTICIPATION:
GENERATE A FUNDAMENTAL MOTIVATION FOR POLLUTION CONTROL

be Informed before Involved

1 2 3 4 5

污染地图 Pollution map



点击地图，查看中国各地区环境质量、污染物排放和污染源监管等三大类别的数据。

协助扩大环境信息公开，让社区了解周边环境危害和风险，推动公众广泛参与环境治理。

» more

绿色选择倡议 Green Choice Alliance



多家NGO组织推动大型企业将供应商环境表现纳入采购标准，绿化全球供应链。

同时倡议消费者考虑生产企业的环境表现，用自己的购买权利作出绿色选择。

» more



IPE Announcement

20100518
公众环境研究中心新网站测试中，期待您的意见

20100918
上海日立家用电器有限公司审核情况说明与结论

20100918
普利司通(沈阳)钢丝帘线有限公司审核情况说明与结论

» more

CHINA WATER POLLUTION MAP

中国水污染地图

1 2 3 4 5

Pollution Map 污染地图



Click here to view environmental data from various regions in China. Our aim is to expand information disclosure to allow communities to fully understand the hazards and risks in their environment, thus promoting widespread participation in environmental governance.

▶ more

Green Choice 绿色选择倡议



A coalition of NGOs promoting a global green supply chain by urging corporations to concentrate on sustainable procurement and the environmental performance of their suppliers. The GCA encourages consumers to exercise their purchasing power by making green choices.

▶ more

IPE Notices IPE公告



2011 01 04

Removal of the Environmental Supervision Record for "Tangshan San You Xing Da Chemical Fiber Co., Ltd."

2010 12 31

Enterprise Feedback - "Zhongshan Yi Da Garments Co., Ltd."

2010 12 28

Environmental Information Transparency Index (PITI) — 2009-2010 Assessment

China Solid Waste Pollution Map 中国固废污染地图

Home

Pollution Map

Green Choice Alliance

IPE Notices

Environment & Health

IPE Reports

Admin. Regions

Pollution Locations


Supervised Corporations

Pollution Area Diagrams

Environ. Monitoring

River Basins

Quick Search



Supervision Records

Enter Company Name

Search

[Yichang] Corporate Supervision Records
Discharge Data

[Yichang] Environmental Quality

[Yichang] Emissions

Current Area: National >> Hubei

Wuhan	Huangshi	Shiyan	Yichang
Xiangfan	Ezhou	Jinmen	Xiaogan
Jinzhou	Huanggang	Xianning	Suizhou
Enshi	Xiantao	Qianjiang	Tianmen
Shennongjia			

Enter the Province/City

Search

Environmental News

more

China vows to curb environmental 2011-05-18

Soil pollution poisons more than f... 2011-03-11



Regional Air Quality Rankings

more

No.	Year	Location	Annual Average Daily PM ₁₀ Concentration
1	2011	Lanzhou	0.145 mg/m ³
2	2011	Urumqi	0.144 mg/m ³

Regional Pollutant Discharge Rankings

more

No.	Year	Location	COD in Industrial Wastewater
1	2010	Guangxi	49.2710 ⁴ t
2	2010	Shanxi	33.3110 ⁴ t

Pollution Records Made Public

企业
 市政污水处理厂
 企业排放数据
 地区环境状况
 污染源分布图
 污染示意图
 环境新闻

TOMORROW
 明天会更好
 环保新境界

重新搜索

企业名称: 行业:

地区: 每页显示: 条记录

更改 高级搜索 >

序号	企业名称	地区	年份	环境数据种类
681.	天津青县润兴五金制品有限公司	天津	2010	排污
682.	晋华铝业公司	天津	2009	排污
683.	荣成二厂	天津	2009	排污
684.	天津泰兴特务五金制品有限公司	天津	2010	排污
685.	天津市海泰铝厂	天津	2010	排污
686.	天津其隆化工制品有限公司	天津	2010	排污
687.	天津市中泰铝型材厂	天津	2009	排污
688.	天津其隆铝业有限公司晋华铝业	天津	2010	排污
689.	天津泰兴特务五金制品有限公司晋华铝业	天津	2010	排污
690.	天津泰兴特务五金制品有限公司荣成铝业	天津	2010	排污
691.	天津市海泰铝业有限公司	天津	2010	排污
692.	天津市及文县铝业有限公司	天津	2009	排污
693.	天津泰兴特务五金制品有限公司	天津	2009	排污
694.	天津市中泰铝型材厂	天津	2009	排污
695.	天津市海泰铝业有限公司	天津	2009	排污
696.	天津市其隆铝业有限公司	天津	2009	排污
697.	天津市津口铝业有限公司	天津	2009	排污
698.	天津市海泰铝业有限公司	天津	2009	排污
699.	天津市海泰铝业有限公司	天津	2009	排污
700.	天津市海泰铝业有限公司	天津	2009	排污

120,000
 Records of
 violations

Explosive Growth of Web Users



- Vast development of Infrastructure
- Over 560 million of web users

Transparency leads to emission cut

北美

NAFTA

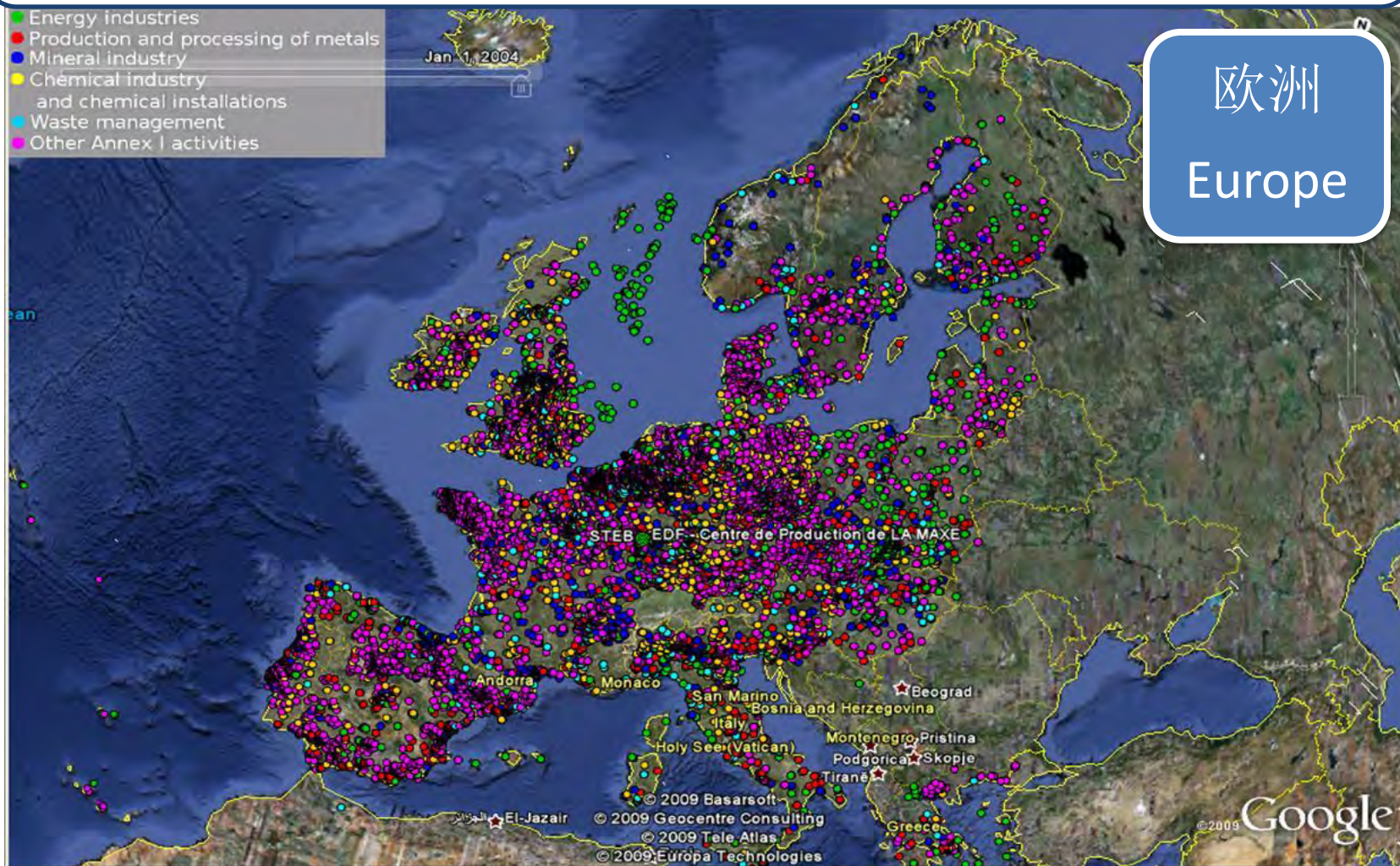


Transparency leads to emission cut

- Energy industries
- Production and processing of metals
- Mineral industry
- Chemical industry and chemical installations
- Waste management
- Other Annex I activities

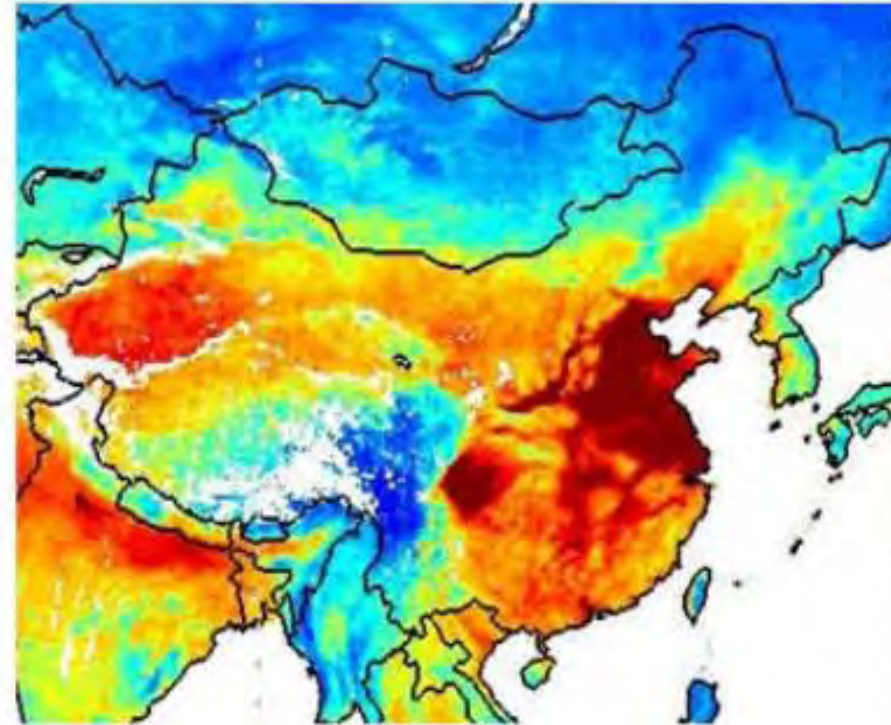
Jan 1, 2004

欧洲
Europe





Air Pollution



Water Pollution





Image © 2008 DigitalGlobe
© 2007 Europa Technologies
Image © 2008 TerraMetrics

© 2006 Google™



Image © 2008 DigitalGlobe
© 2007 Europa Technologies
Image © 2008 TerraMetrics

© 2006 Google™



Image © 2010 DigitalGlobe

©2010 Google™




Image © 2010 DigitalGlobe

©2010 Google™



© 2008 NFGIS
© 2008 Europa Technologies
Image © 2008 DigitalGlobe

© 2007 Google™



Image © 2010 DigitalGlobe

©2010 Google™



环境知情该如何转化为减排
动力 MOTIVATION

需要激发利益方的
绿色选择 GREEN CHOICE

Factory of the World + A Rising Consumption Power

China's manufacturing output, as a percentage of global total

toys	70%
shoes	66%
air conditioners and copy machines	>60%
chemical fibers	>50%
color TVs and digital cameras	50%
cell phone	47%
crude steel	36%
computers and refrigerators	33%



Green Choice

March 2007 , 21 NGOs launched

Green Choice Initiative

Called upon consumers to use buying power to influence companies' environmental performance.

To urge major brands to green their supply chain in China

GCA member NGOs - from 21 to 46

关于绿色选择倡议

供应商检索

客户企业表现

消费者行动

NGO伙伴

· 绿色选择联盟NGO伙伴

· NGO能力建设计划

TOMORROW

United we fight
over.com/pollution




当前位置： 首页 | NGO伙伴 | 绿色选择联盟NGO伙伴



NGO名单

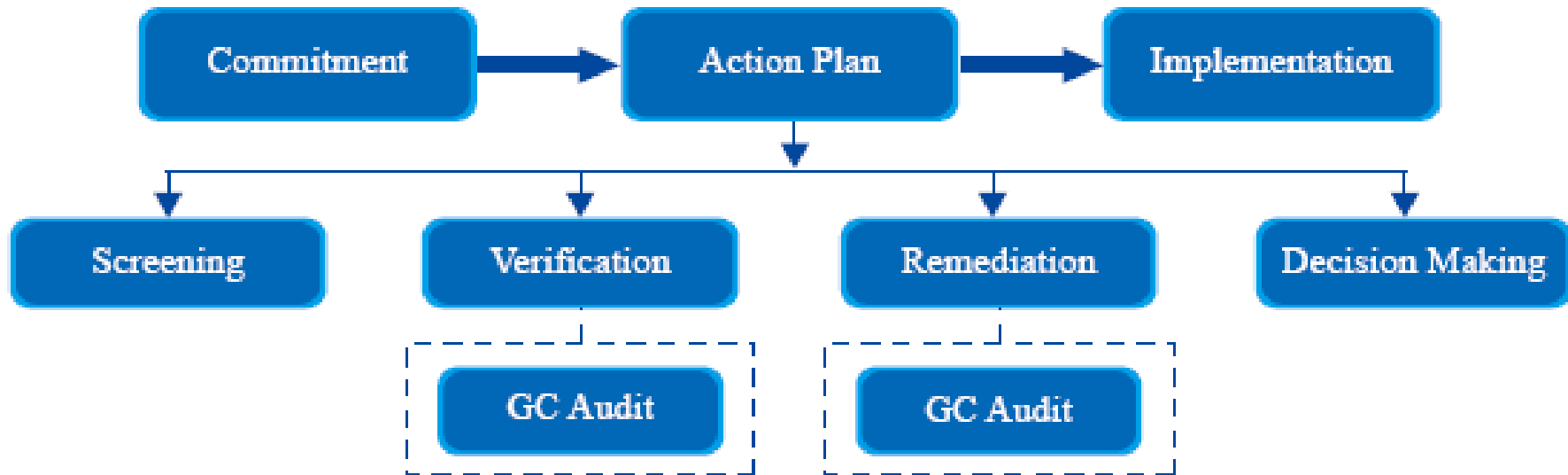
- 自然之友
- 地球村
- 绿家园志愿者
- 全球环境研究所
- 淮河卫士志愿者协会
- 甘肃绿驼铃
- 天津绿色之友
- 北京市可持续发展促进会
- 中国政法大学污染受害者法律帮助中心
- 重庆市绿色志愿者联合会
- 绿石环境行动网络
- 守望家园志愿者

**Green
Choice**



Request Major Brands to Commit

Not to Source from Polluters



A Mouse Click Away



Your Location : Search Noncompliant Enterprises

Enterprise Name: **福安纺织** Industry: All

Pinyin: [] Region: Province: --select-- City: []

Year: [] Information Grade: All Records/page [] **Search**

Search Noncompliant Enterprises Search Sewage Treatment Plant Refresh

NO.	Region	Year	Enterprise Name	Discharge Data	View Details
1	Dongguan	2005	Dongguan Fuan Textiles Limited	None	Details
2	Dongguan	2006	Dongguan Fuan Textiles Limited Picture	None	Details
3	Dongguan	2004	Dongguan Fuan Textiles Limited	None	Details

Total entries[3] Page[1]/[1] First Previous Next Last Go to [] page Go

- Homepage
- Air Map
- Health Page
- Corporate Info
 - Noncompliant Enterprises
 - Corporate Data Disclosure
 - Corporate Discharge Data Voluntary Disclosure
 - Corporate Discharge Data Ranking
- Rankings
 - Discharge Rankings
 - Environmental Transparency
- Interaction
 - IPE Announcements
 - Submit Water Pollution Info

- Region Maps
- Beijing
 - Hebei
 - Tianjin
 - Shanxi
 - Liaoning
 - Jilin
 - Shanghai
 - Jiangsu
 - Zhejiang
 - Anhui
 - Fujian

Information Grade	Province
Records of Violations	氨氮超标
Information Sources	省控重点工业污染源环境信息，2004年12月23日
Company Feedback	
Following Up Agency	
Monitoring Data	

First Group of GCA Brands



ESQUEL GROUP

- 1st brand to join GCA



- Extend to upstream suppliers



- Approached IPE proactively



- Integrate GCA as part of DD



Unilever

- Motivate major local companies to change



- Promote disclosure of corrective actions

Began to engage the ICT industry in 2010



Canon



lenovo 联想



PHILIPS
sense and simplicity

Haier
海尔



BYD 比亚迪股份有限公司
BYD COMPANY LIMITED



NOKIA
CONNECTING PEOPLE

TOSHIBA



MOTOROLA

SONY

EPSON
爱普生

Panasonic



FOXCONN
The Art of More

SIEMENS

SANYO

HITACHI

ERICSSON



SingTel

SHARP





Green My Cell-Phone





stakeholders responded



检测结果 (Test Result)

报告编号(Report ID): E06032048306D-048406D

第 2 页, 共 2 页 (page 2 of 2)

样品编号和名称 (Sample Number and Name)	检测项目 (Test Item)	检测结果 (Test Result)
E06032048306D 湖面(南太子湖)底泥	总铜, mg/kg	4.27×10^3
	总镍, mg/kg	26
E06032048406D 牛奶河沟底泥	总铜, mg/kg	463
	总镍, mg/kg	14
以下空白 (End of Report)	以下空白 (End of Report)	以下空白 (End of Report)

We witnessed pollution



We witnessed remarkable cleaning up



We witnessed remarkable cleaning up



- Elevate the underground pipe above ground to avoid leakage

non-responsive

defensive

reactive

proactive

客户企业名称	回复收到与否	了解背景情况	跟进供货商超标记录		探讨利用公开信息加强供应链管理	
			初步检查	深入调查	考虑建立检索机制	决定建立检索机制
松下	✓	✓	✓	✓	✓	X
海尔	✓	✓	✓	X	X	X
三洋	✓	✓	✓	X	X	X
联想	✓	✓	✓	X	X	X
SONY ³¹	✓	✓	X	X	X	X
日立	✓	✓	X	X	X	X
新加坡电信	✓	✓	X	X	X	X
Intel	✓	✓	X	X	X	X
飞利浦	✓	X	X	X	X	X
诺基亚	X	X	X	X	X	X
爱立信	X	X	X	X	X	X
西门子	X	X	X	X	X	X
阿尔卡特-朗讯	X	X	X	X	X	X
沃达丰	X	X	X	X	X	X
英国电信	X	X	X	X	X	X
IBM	X	X	X	X	X	X
Cisco	X	X	X	X	X	X
摩托罗拉	X	X	X	X	X	X
APPLE	X	X	X	X	X	X
HP	X	X	X	X	X	X
佳能	X	X	X	X	X	X
Epson	X	X	X	X	X	X
东芝	X	X	X	X	X	X
夏普	X	X	X	X	X	X
三星	X	X	X	X	X	X
LG	X	X	X	X	X	X
TCL	X	X	X	X	X	X
比亚迪	X	X	X	X	X	X
富士康	X	X	X	X	X	X

Company Name	Regulated by MOI (Law)	Checked Study Purpose	Customized Checks on Supplier Violation Cases		Use Public Information to Enhance Supply Chain Management		Push for suppliers to Make Commitment on A-Dispute Information		Further Enhance of Environmental Management (also for Supply Chain)	
			Initial Checks	Integrative Checks	Consulting	Decided to Initiate Sanctions/Measures	Corrective Actions/Regulation	Regular Evaluation of Compliance Data	Material Suppliers Management to Main	Supplier to Green Level Two Suppliers
BT	✓	✓	✓	✓	✓	✓	X	X	X	✓
HP	✓	✓	✓	✓	✓	✓	X	✓	X	X
Samsung	✓	✓	✓	✓	✓	✓	X	✓	X	X
Sony	✓	✓	✓	✓	X	✓	X	✓	X	X
Sony	✓	✓	✓	✓	✓	✓	✓	X	X	X
Siemens	✓	✓	✓	✓	✓	✓	✓	X	X	X
Alcatel	✓	✓	✓	✓	✓	✓	✓	X	X	X
Sharp	✓	✓	✓	✓	X	✓	✓	X	X	X
Lenovo	✓	✓	✓	✓	X	✓	✓	X	X	X
Toshiba	✓	✓	✓	✓	✓	✓	X	X	X	X
Vodafone	✓	✓	✓	✓	✓	✓	X	✓	X	X
Panasonic	✓	✓	✓	✓	✓	✓	X	X	X	X
Saiho	✓	X	✓	✓	✓	✓	X	X	X	X
Intel	✓	✓	✓	✓	X	✓	X	X	X	X
BYD	✓	✓	✓	✓	X	✓	X	X	X	X
Hitachi	✓	✓	✓	✓	X	✓	X	X	X	X
Canon	✓	X	✓	✓	X	✓	X	X	X	X
Philips	✓	X	✓	✓	X	✓	X	X	X	X
Motorola	✓	✓	✓	✓	X	✓	X	X	X	X
Huawei	✓	✓	✓	✓	X	✓	X	X	X	X
TCL	✓	✓	✓	✓	X	✓	X	X	X	X
Foxconn	✓	✓	✓	✓	X	✓	X	X	X	X
SingTel	✓	✓	✓	✓	X	✓	X	X	X	X
Cisco	✓	X	✓	✓	X	✓	X	X	X	X
IBM	✓	X	✓	✓	X	✓	X	X	X	X
Nokia	✓	X	✓	✓	X	✓	X	X	X	X
LG	✓	X	✓	✓	X	✓	X	X	X	X
Ericsson	✓	X	✓	✓	X	✓	X	X	X	X
Apple	✓	X	✓	✓	X	✓	X	X	X	X

Company Name	Replied to NGO Letter	Checked the Purpose of the Study	Checks on Supplier Violation Cases		Use of Public Information to Enhance Supply Chain Management		Push for Suppliers to Make Corrective Action & Disclose Information		Further Extension of Environmental Management into the Supply Chain	
			Performed Initial Checks	Performed In-depth Checks	Considered Establishing a Search Mechanism	Decided to Establish a Search Mechanism	Corrective Action & Explanation	Regular Disclosure of Discharge Data	Directly Extended to Main Materials Suppliers	Pushing Tier 1 Suppliers to Manage Tier 2
Siemens	√	√	√	√	√	√	√	√	X	X
Vodafone	√	√	√	√	√	√	√	X	X	√
Philips	√	√	√	√	√	√	√	X	√	X
Nokia	√	√	√	√	√	√	√	X	X	X
Alcatel-Lucent	√	√	√	√	√	√	√	X	X	X
BT	√	√	√	√	√	√	X	X	X	√
HP	√	√	√	√	√	X	√	X	X	X
Samsung	√	√	√	√	√	X	√	X	X	X
Sanyo	√	√	√	√	√	X	√	X	X	X
Sony	√	√	√	√	√	√	√	X	X	X
Toshiba	√	√	√	√	√	X	X	X	X	X
Panasonic	√	√	√	√	√	X	X	X	X	X
Sharp	√	√	√	X	√	X	X	X	X	X
Lenovo	√	√	√	X	√	X	X	X	X	X
Intel	√	√	√	X	√	X	X	X	X	X
Seiko Epson	√	X	√	√	√	X	X	X	X	X
Motorola	√	√	√	√	√	X	X	X	X	X
Hitachi	√	√	√	√	X	X	X	X	X	X
Canon	√	X	√	√	X	X	X	X	X	X
Cisco	√	X	√	√	X	X	X	X	X	X
Dell	√	√	√	√	X	X	X	X	X	X
Apple	√	√	√	√	√	X	X	X	X	X
Haier	√	√	√	X	X	X	X	X	X	X
TCL	√	√	√	X	X	X	X	X	X	X
Foxconn	√	√	√	X	X	X	X	X	X	X
SingTel	√	√	√	X	X	X	X	X	X	X
BYD	√	√	√	X	√	X	X	X	X	X
IBM	√	X	√	X	X	X	X	X	X	X
LG	√	X	√	X	X	X	X	X	X	X
Ericsson	√	X	√	X	X	X	X	X	X	X
BlackBerry- Rim	√	X	√	X	X	X	X	X	X	X

view updated ranking at www.ipe.org.cn

SIEMENS

- Developed a software to do more regular comparison. Notify polluting suppliers with letters signed by CEO.

Panasonic

- First Japanese brand to proactively identify polluting suppliers and push for their public disclosure



- Follow up suppliers with pollution records through GCA audits that leads to solid corrective actions.

In April 2012 GCA Moved into the 2nd Industry






Cleaning Up the Fashion Industry II

Sustainable Apparel's

Critical Blind Spot



FON IPE Green Beagle Environfriends Green Stone

Beijing China 8 Oct 2012

Plan A

“Zero Waste”



排名	客户企业名称	回复收到与否	了解背景情况	跟进供货商超标记录		探讨利用公开信息加强供应链管理		推动供应商作出整改并公示环境信息		推动环境管理向供应链深处延伸	
				初步检查	深入调查	考虑建立检索机制	决定建立检索机制	作出整改并公开说明	定期公布排放数据	直接延伸到主要材料供应商	推动一级供应商检索二级供货商环境表现
1	H&M	√	√	√	√	√	√	√	√	√	X
2	NIKE	√	√	√	√	√	√	√	X	√	√
3	ESQUEL	√	√	√	√	√	√	√	X	√	X
4	Levi's	√	√	√	√	√	√	√	X	√	X
5	Adidas	√	√	√	√	√	√	√	X	√	X
6	Burberry	√	√	√	√	√	√	√	X	√	X
7	Walmart	√	√	√	√	√	√	√	X	X	X
8	Gap	√	√	√	√	√	√	√	X	X	X
9	Reebok	√	√	√	√	√	√	√	X	X	X
10	Esprit	√	√	√	√	√	X	X	X	X	X
11	IKEA	√	√	√	√	√	X	X	X	X	X
12	Converse	√	√	√	X	√	X	X	X	X	X
13	Mizuno	√	X	√	√	√	X	X	X	X	X
14	C&A	√	√	√	√	√	X	X	X	X	X
15	Lining	√	√	√	√	√	X	X	X	X	X
16	VF	√	√	√	X	√	X	X	X	X	X
17	Lee Jeans	√	√	√	X	√	X	X	X	X	X
18	Caruma	√	√	√	√	√	X	X	X	X	X
19	Zara	√	X	√	√	√	X	X	X	X	X
20	Target	√	X	√	√	√	X	X	X	X	X
21	Tesco	√	X	√	√	X	X	X	X	X	X
22	Uniqlo	√	X	√	√	X	X	X	X	X	X
23	Puma	√	X	√	X	X	X	X	X	X	X
24	乐途	√	X	√	X	X	X	X	X	X	X
25	安泰勒	√	X	√	X	X	X	X	X	X	X
26	贝纳通	√	X	√	X	X	X	X	X	X	X
27	Fifth and Pacific	√	X	X	X	X	X	X	X	X	X
28	Next	√	X	X	X	X	X	X	X	X	X
29	Marks and Spencer	√	X	X	X	X	X	X	X	X	X
30	Disney	√	X	X	X	X	X	X	X	X	X
31	Polo Ralph Lauren	X	X	X	X	X	X	X	X	X	X
32	Abercrombie & Fitch	X	X	X	X	X	X	X	X	X	X
33	Tommy Hilfiger	X	X	X	X	X	X	X	X	X	X
34	361度	X	X	X	X	X	X	X	X	X	X
35	Kappa	X	X	X	X	X	X	X	X	X	X
36	Guess	X	X	X	X	X	X	X	X	X	X
37	雅戈尔	X	X	X	X	X	X	X	X	X	X
38	西尔斯罗巴克	X	X	X	X	X	X	X	X	X	X
39	安踏	X	X	X	X	X	X	X	X	X	X
40	Cortefiel	X	X	X	X	X	X	X	X	X	X
41	DKNY	X	X	X	X	X	X	X	X	X	X
42	维多利亚的秘密	X	X	X	X	X	X	X	X	X	X
43	梅西百货	X	X	X	X	X	X	X	X	X	X
44	Kmart	X	X	X	X	X	X	X	X	X	X
45	J.C. Penney	X	X	X	X	X	X	X	X	X	X
46	佐丹奴	X	X	X	X	X	X	X	X	X	X
47	Calvin Klein	X	X	X	X	X	X	X	X	X	X
48	阿玛尼	X	X	X	X	X	X	X	X	X	X

view updated ranking at
www.ipe.org.cn



- First brand to commit to encouraging suppliers to disclose discharge data.
- Nike – Continues to have close interaction with NGOs to strengthen supply chain management.
- Walmart - Three years of monthly screening. Pushing more suppliers to disclose and go through GCA audit than other brands .

880 polluters approached NGOs

The image shows a screenshot of the IPE Notices website. A large red callout box is overlaid on the page, containing the text: "But there are still 120,000 records of violations". The website interface includes a navigation menu on the left with items like "IPE Notices", "IPE Reports", "Resources", "About", "Support", "Contact", "Jobs", and "Interaction". The main content area has a search bar with a dropdown menu for "Category" and a text input field for "Input keywords". Below the search bar, there is a list of records with dates, including "2012.10.08", "2012.09.26", "2012.09.24", "2012.09.24", "2012.09.24", "2012.09.24", "2012.09.24", "2012.09.24", "2012.09.24", "2012.09.11", "2012.09.10", "2012.09.10", "2012.09.05", "2012.09.03", "2012.08.30", and "2012.08.24". At the bottom, there are links for "Enterprise Feedback - Cixi Hongyi Electronics Co., Ltd." and "Enterprise Feedback - Shanghai Haode Electric Co., Ltd.". A banner on the left side of the page reads "TOMORROW UNITED, WE SHALL OVERCOME POLLUTION" and features an image of a hand holding a glowing orb. Below the banner is a "DATABASE" button with a computer monitor icon.

2011 PITI Assessment Results for 113 Cities

Figure 1: 2011 PITI Final Rankings for 113 Cities

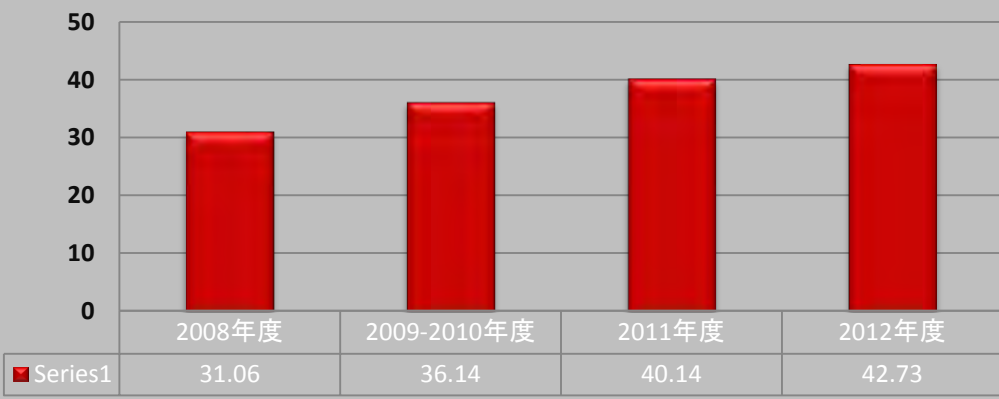
Rank	City	Total 2011 PITI Score	Change	Rank	City	Total 2011 PITI Score	Change	Rank	City	Total 2011 PITI Score	Change
1	Ningbo	83.7	Unchanged	39	Beihai	45.3	Up	77	Baotou	28.8	Up
2	Shenzhen	83.3	Up	40	Kunming	45	Up	78	Pingdingshan	28.4	Up
3	Changzhou	76.8	Up	41	Weihai	43.8	Down	79	Lianyungang	27.9	Up
4	Zhongshan	76	Up	42	Guilin	43.2	Up	80	Changsha	27.5	Up
5	Taizhou	75.4	Up	43	Guiyang	43.2	Up	81	Yangquan	26.7	Up
6	Foshan	74.6	Up	44	Jiaozuo	42.9	Up	82	Anyang	26.3	Up
7	Beijing	72.9	Up	45	Yancheng	41.3	Up	83	Nanchang	26	Up
8	Wenzhou	72.7	Up	46	Huzhou	40.9	Up	84	Shaoguan	25.6	Up
9	Dongguan	72.1	Up	47	Changde	40.4	Up	85	Zhuzhou	25.2	Up
10	Qingdao	70.6	Up	48	Anshan	40	Up	86	Xianyang	24.6	Up
11	Shanghai	68.8	Unchanged	49	Xiangtan	39.6	Up	87	Fushun	24.1	Up
12	Fuzhou	68.1	Up	50	Zhuhai	39.4	Unchanged	88	Qinhuangdao	24	Up
13	Chongqing	67.1	Up	51	Shenyang	39.3	Up	89	Rizhao	23.2	Unchanged
14	Nantong	63.1	Unchanged	52	Jingzhou	39.2	Unchanged	90	Changchun	23.2	Unchanged
15	Nanjing	62.7	Up	53	Daqing	39.1	Unchanged	91	Zaozhuang	22.8	Unchanged
16	Guangzhou	61.2	Up	54	Zhanjiang	39	Up	92	Jining	22.6	Unchanged
17	Wuxi	60.3	Up	55	Weifang	38.8	Up	93	Yueyang	22.2	Unchanged
18	Hangzhou	60.2	Up	56	Zhengzhou	38.4	Down	94	Linfen	22	Unchanged
19	Suzhou	60.1	Unchanged	57	Benxi	38	Up	95	Qiqiha'er	21.6	Unchanged
20	Quanzhou	58.4	Down	58	Yantai	37.3	Down	96	Panzhuhua	21.2	Unchanged
21	Ma'anshan	57.1	Up	59	Chengdu	36.7	Unchanged	97	Erdos	20.8	Unchanged
22	Shantou	56.7	Up	60	Tongchuan	36.5	Up	98	Jilin	20.8	Unchanged
23	Wuhan	56	Up	61	Shizuishan	36.2	Up	99	Jiujiang	20.8	Unchanged
24	Luoyang	55.8	Up	62	Urumqi	35.8	Unchanged	100	Baoji	20.4	Unchanged
25	Nanning	55.8	Up	63	Xuzhou	35.3	Unchanged	101	Datong	20.4	Unchanged
26	Hefei	55.2	Unchanged	64	Tangshan	34.7	Down	102	Jinchang	19.6	Unchanged
27	Shijiazhuang	55	Up	65	Handan	34	Unchanged	103	Yan'an	19	Down
28	Yichang	54.7	Unchanged	66	Harbin	32.6	Down	104	Qijing	19	Down
29	Yinchuan	53.7	Up	67	Lanzhou	32.6	Unchanged	105	Karamay	18.4	Down
30	Dalian	53.7	Up	68	Luzhou	32.3	Up	106	Yibin	18.3	Down
31	Changzhi	51	Up	69	Luzhou	31.4	Down	107	Tai'an	17.6	Down
32	Shaoxing	50.1	Unchanged	70	Zibo	30.8	Down	108	Hohhot	16.6	Down
33	Tianjin	50	Up	71	Xining	30.7	Up	109	Zhangjiajie	15.6	Down
34	Mudanjiang	49.7	Up	72	Wuhu	30.6	Down	110	Jinzhou	15.4	Down
35	Jiaying	49.4	Down	73	Xi'an	30.6	Unchanged	111	Mianyang	14.8	Down
36	Baoding	49.2	Up	74	Jinan	30	Down	112	Zunyi	13.4	Down
37	Taiyuan	48.3	Up	75	Xiamen	29.4	Down	113	Chifeng	13.2	Down
38	Yangzhou	45.4	Down	76	Kaifeng	29.1	Up				

Pollution
Information
Transparency
Index

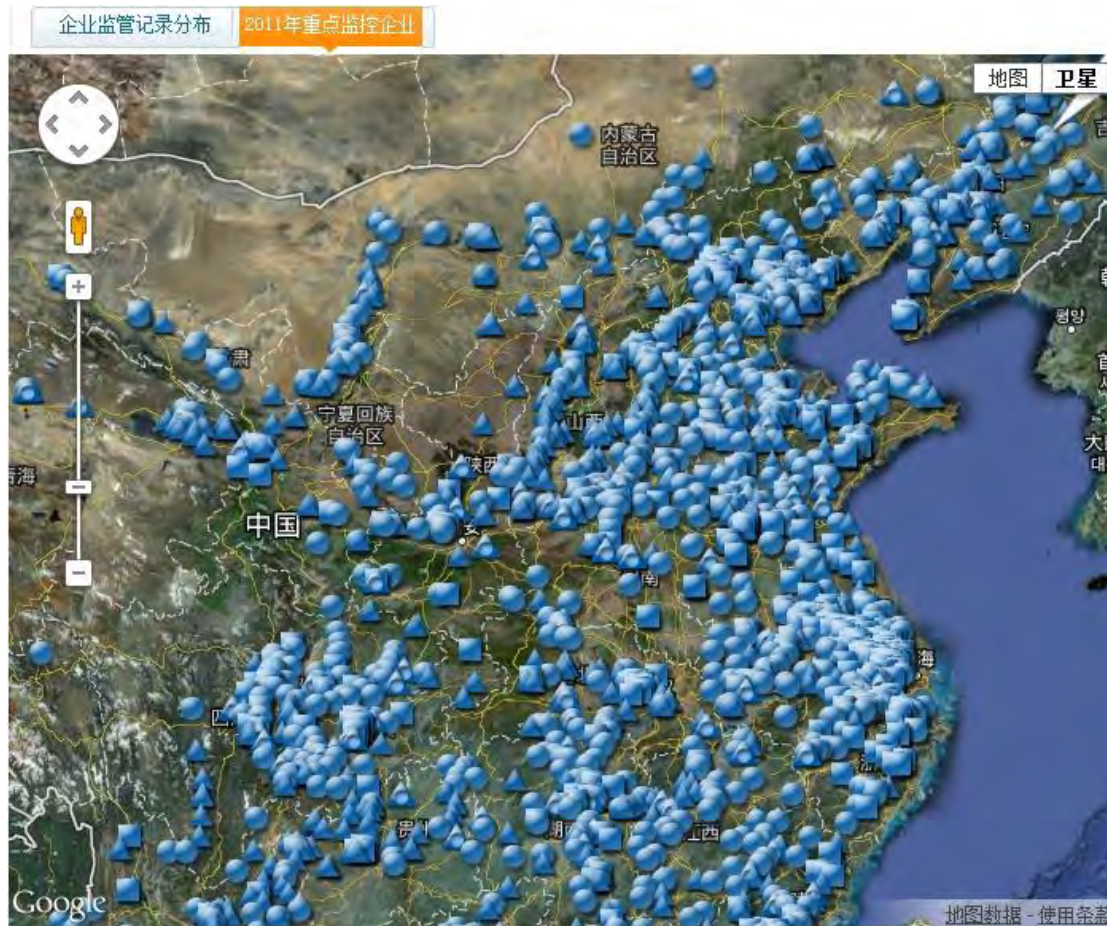




Four Years Average Score



Total Transparency Initiative



- Real time disclosure of monitoring data
- Comprehensive disclosure of discharge data
- Disclosure of the full EIA reports



Challenges and Gaps

- 真实而严峻 Real and severe
- 而且涉及子孙后代 Not just this generations, but the generations to come

Social Progress

- 环境信息公开不断扩大 Expanding transparency
- 迈向公众深度参与的环境治理 Deeper Public Participation

Collaboration

- 政府 Government
- 企业 corporations
- 公众 public
 - 社区 Communities
 - 消费者 Consumers
 - 环保组织 NGOs